

Document downloaded from the institutional repository of the University of Alcalá: <https://ebuah.uah.es/dspace/>

This is a postprint version of the following published document:

Altarejos, J. et al., 2021. Enantioselective Copper-Catalyzed Synthesis of Trifluoromethyl-Cyclopropylboronates. *Organic letters*, 23(15), pp.6174–6178.

Available at <https://doi.org/10.1021/acs.orglett.1c02420>

© 2021 American Chemical Society

*(Article begins on next page)*

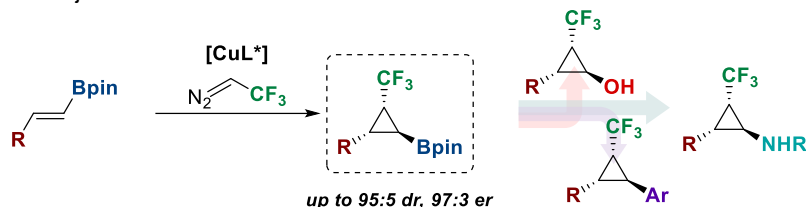


This work is licensed under a  
Creative Commons Attribution-NonCommercial-NoDerivatives  
4.0 International License.

# Enantioselective copper-catalyzed synthesis of trifluoromethyl-cyclopropylboronates

Julia Altarejos, David Sucunza, Juan J. Vaquero, Javier Carreras\*

Universidad de Alcalá, Departamento de Química Orgánica y Química Inorgánica, Instituto de Investigación Química Andrés Manuel del Río (IQAR), Alcalá de Henares 28805, Spain; Instituto Ramón y Cajal de Investigación Sanitaria (IRYCIS), Madrid 28034, Spain; E-mail: javier.carreras@uah.es



**ABSTRACT:** A copper-catalyzed enantioselective cyclopropanation involving trifluorodiazaoethane in the presence of alkenyl boronates has been developed. This transformation enables the preparation of 2-substituted-3-(trifluoromethyl)cyclopropylboronates with high levels of stereocontrol. The products are valuable synthetic intermediates by transformation of the boronate group. This methodology can be applied to the synthesis of novel trifluoromethylated analogues of trans-2-aryl cyclopropylamines, which are prevalent motifs in biologically active compounds.

Cyclopropanes are widespread carbocycles in bioactive natural and synthetic compounds.<sup>1</sup> It is currently a standard fragment in drug discovery, which allows to modulate properties such as lipophilicity, metabolic stability,  $pK_a$  or binding, among others.<sup>2</sup> Nowadays, it is present in numerous drugs, for example *Ticagrelor*,<sup>3</sup> active against cardiovascular diseases, or *Tezacaftor*,<sup>4</sup> to treat cystic fibrosis.

Numerous methods have been described for the synthesis of substituted cyclopropanes.<sup>5</sup> Among all the different possibilities, the preparation of cyclopropanes with fluorinated groups, in particular trifluoromethyl, is of special interest.<sup>6</sup> This functional group is present in a vast number of therapeutic compounds.<sup>7</sup> However, the enantioselective procedures for the preparation of trifluoromethylcyclopropanes are scarce in the literature.<sup>8</sup> All the existing protocols, which are summarized in Scheme 1a, led to cyclopropanes with an unsubstituted carbon on the three-membered ring. For this reason, there is still a need to develop efficient enantioselective methodologies to prepare all-carbon-substituted trifluoromethylcyclopropanes.

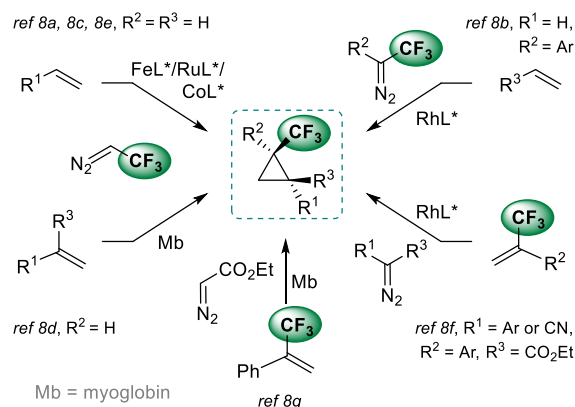
On the other hand, the synthesis of versatile cyclopropanes, such as cyclopropylboronates, has also attracted the interest of the synthetic community.<sup>9</sup> A boronate group can be easily transformed into a wide range of different functional groups.<sup>10</sup> This allows the generation of compound libraries from a common structure. In this area, several strategies have been recently developed to prepare optically active cyclopropylboronates, including cyclopropanation of alkenyl boronates with diazo compounds,<sup>11</sup> borylative cyclization of allylic carbonates, phosphonates,<sup>12</sup> or epoxides,<sup>13</sup> hydroboration of cyclopropenes,<sup>14</sup> zinc-cyclopropanation of allylic alcohols<sup>15</sup> and C-H borylation.<sup>16</sup>

In this context, we focused our attention on the enantioselective preparation of cyclopropanes that include simultaneously a trifluoromethyl group and a pinacol boronate as substituents. These versatile compounds would give access to a wide range of trifluoromethyl-cyclopropane derivatives. In the literature, there are only three examples of this type of compounds, all of them obtained as racemates from monosubstituted vinyl boron derivatives (Scheme 1b).<sup>17</sup>

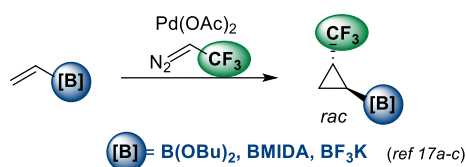
Herein, we report the enantioselective cyclopropanation of *trans*-alkenyl boronates with trifluorodiazaoethane catalyzed by a copper(I)-bisoxazoline complex to obtain versatile 2-substituted-3-(trifluoromethyl)cyclopropylboronates. It is worth mentioning that the reactivity between alkenyl boronates and trifluorodiazaoethane has been recently reported to prepare  $\alpha$ -trifluoromethyl allylboronic acids,<sup>18</sup> by formation of highly electrophilic BINOL boronate derivatives in a metal-free procedure.

## Scheme 1. Previous synthesis of trifluoromethylcyclopropanes and trifluoromethylcyclopropylboronates.

### a) Enantioselective synthesis of trifluoromethylcyclopropanes



### b) Synthesis of 2-(trifluoromethyl)cyclopropylboronates/borate

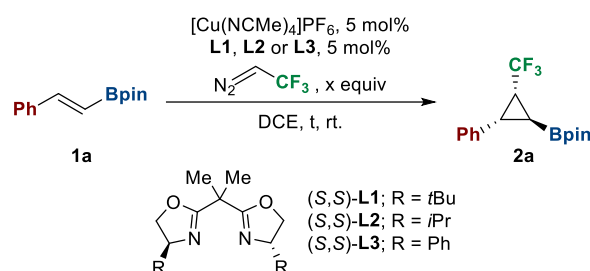


The cyclopropanation was initially studied with (*E*)-styryl pinacolboronate (**1a**) as model substrate. We commenced using Cu(I)-*t*BuBOX (5 mol%) as catalyst formed *in situ* in DCE. Initial experiments showed that alkenyl boronate was not fully consumed with 2 equiv of diazo added over the course of 2 h (Table 1, entry 1). This point was crucial from a practical point of view, as cyclopropane **2a** was not easily separable from the starting material by column chromatography. Further increase of the amount of the diazo compound (4 equiv) combined with a longer reaction time (6 h) raised the conversion to 90% (entries 2-4). The relative configuration of cyclopropane **2a** was determined by <sup>1</sup>H NMR experiments (see Supporting Information).

Gratifyingly, good results of diastereo- and enantiocontrol were obtained under these catalytic conditions (92:8 dr, 95:5 er). We examined different organic solvents such as THF or toluene (see SI). Toluene significantly reduced reactivity and diastereoselectivity, and THF led to no conversion of the olefin. Subsequently we investigated different commercially available BOX ligands. Whereas the *i*PrBOX (**L2**) ligand decreased the conversion and stereocontrol of the reaction, PhBOX (**L3**) slightly improved the diastereoselectivity (entries 5-6). At this stage, concentration of trifluorodiazooethane was increased from *ca.* 0.5 to 1 M, conducting to complete conversion (entry 7). Furthermore, the amount of diazo compound could be reduced to 2 equivalents (entry 8).

Under the optimized conditions, using 5 mol% of [Cu(NCMe)<sub>4</sub>]PF<sub>6</sub> and *t*BuBOX as the catalyst and 2 equiv of trifluorodiazooethane added during 6 hours, 69% of cyclopropylboronate **2a** was isolated, with high level of stereocontrol (94:6 dr, 95:5 er).

**Table 1. Optimization of the Reaction Conditions.<sup>a</sup>**

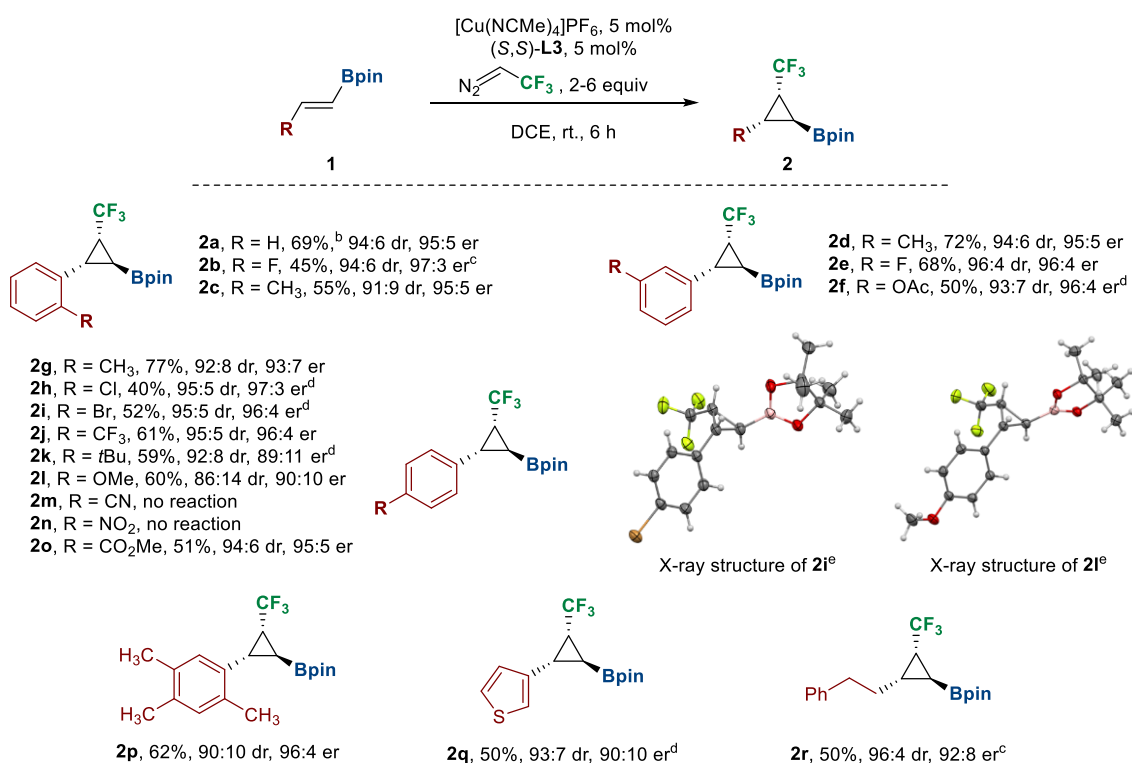


entry	ligand	diazo (equiv)	<i>t</i> (h)	conv (%)	dr	er
1	L1	2	2	72	92:8	-
2	L1	2	6	58	92:8	-
3	L1	4	2	89	92:8	-
4	L1	4	6	90	92:8	95:5
5	L2	4	6	72	79:21	88:12
6	L3	4	6	87	94:6	95:5
7	L3	4 <sup>b</sup>	6	100	94:6	95:5
8	L3	2 <sup>b</sup>	6	100 (69) <sup>c</sup>	94:6	95:5

<sup>a</sup>Reaction conditions: **1** (0.4 mmol),  $[\text{Cu}(\text{NCMe})_4]\text{PF}_6$  (0.02 mmol, 5 mol%), **L** (0.02 mmol, 5 mol%), DCE (1 mL), inert atmosphere, trifluorodiazaoethane (0.5 M DCE, 2-4 equiv) 6 h slow addition. Conversion measured by <sup>1</sup>H NMR. Diastereomeric ratio (dr) determined by <sup>19</sup>F NMR analysis of the crude reaction mixture. Enantiomeric ratio (er) determined by HPLC analysis of the isolated product. <sup>b</sup>Trifluorodiazaoethane (1.06 M DCE). <sup>c</sup>Isolated yield.

With the optimized conditions in hand, the scope of the cyclopropanation was examined (Scheme 2). The procedure was successful with a variety of (*E*)-alkenyl boronates, considering electron-withdrawing and electron-donating groups (alkyl, halogens, trifluoromethyl, ether and ester substituents) at different positions in the aromatic substituent of the olefin. Moderate to good yields were obtained for the whole series (40-77%) and high stereoselectivity was also achieved, in terms of diastereoselectivity (up to 95:5) and enantioselectivity (up to 97:3). Notably, both parameters increase as the electron density of the aromatic ring decreases. A similar result was obtained with an electron-rich heterocycle such as thiophene (**2l**), with moderate enantioselectivity (90:10 er). Furthermore, an aliphatic-substituted cyclopropane (**2m**) was also accessible with moderate yield and levels of enantioinduction. In several substrates, an increase of the equivalents of trifluorodiazaoethane was necessary to achieve complete conversion, whereas the reaction was suppressed in the presence of functional groups such as nitrile or nitro. The absolute configuration of the stereogenic centers of the cyclopropane were determined by single crystal X-ray diffraction analysis of *p*-bromo and *p*-methoxy derivatives **2i** and **2l** (Scheme 2).<sup>19</sup>

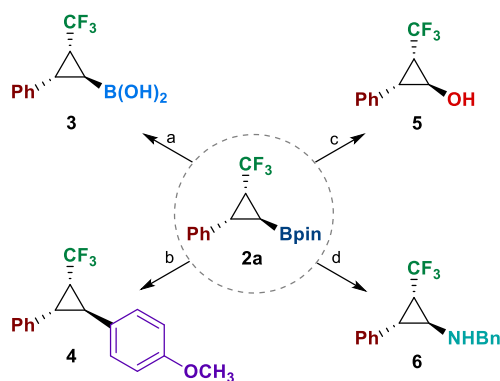
## Scheme 2. Substrate scope of copper-catalyzed cyclopropanation of alkenyl boronates.<sup>a</sup>



<sup>a</sup>Reaction conditions: **1** (0.61 mmol), [Cu(NCMe)<sub>4</sub>]PF<sub>6</sub> (0.03 mmol, 5 mol%), (S,S)-**L3** (0.03 mmol, 5 mol%), DCE (1.5 mL), inert atmosphere trifluorodiaoethane in DCE (2 equiv), 6 h slow addition. Isolated yields. <sup>b</sup>76% at 1.25 mmol scale. <sup>c</sup>Trifluorodiaoethane (6 equiv). <sup>d</sup>Trifluorodiaoethane (4 equiv). <sup>e</sup>Thermal ellipsoids are drawn at the 50% probability level.

As mentioned above, cyclopropylboronates are versatile intermediates in organic synthesis by the transformation of the carbon-boron bond. To highlight the synthetic utility of the new compounds, we performed several transformations of the pinacol boronate group following reported methodologies (Scheme 3). Boronic acid **3** was smoothly obtained by treatment with methylboronic acid.<sup>20</sup> Standard conditions of Suzuki-Miyaura cross-coupling led to 3-trifluoromethyl-1,2-diarylsusbstituted cyclopropane **4** in good yield. Furthermore, oxidation of the boronate group could be achieved under basic conditions to get alcohol **5**. Finally, amination of the cyclopropylboronate was accomplished by using BCl<sub>3</sub> and BnN<sub>3</sub> to get the benzylamine derivative in good yield (**6**).<sup>21</sup> The latter transformations gave access to substituted *trans*-2-trifluoromethylcyclopropan-1-amine and *trans*-2-trifluoromethylcyclopropanol, rarely described in the literature in an enantioselective manner.<sup>22</sup>

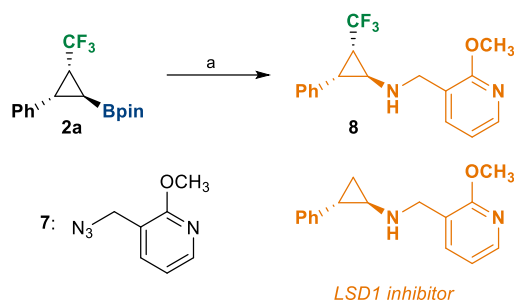
## Scheme 3. Transformations of cyclopropylboronate ester.



<sup>a</sup>Reaction conditions: (a) MeB(OH)<sub>2</sub> (5 equiv), TFA (5%)/DCM, 8 h, 72%. (b) 4-iodoanisole (1.5 equiv), Pd<sub>2</sub>(dba)<sub>3</sub>·CHCl<sub>3</sub> (10 mol %), PPh<sub>3</sub> (1 equiv), Ag<sub>2</sub>O (1.5 equiv), THF, 70 °C, 24 h, 45 %. (c) 3M NaOH 30% H<sub>2</sub>O<sub>2</sub> THF, 30 min, 68%. (d) BCl<sub>3</sub> (5.0 equiv, CH<sub>2</sub>Cl<sub>2</sub>, 25 °C, 1.5 h), then BnN<sub>3</sub> (3.0 equiv, CH<sub>2</sub>Cl<sub>2</sub>, from 0 to 25 °C, 2 h), 51%.

Then, we focused our interest in amine derivative **6**, as a trifluoromethylated analogue of *trans*-2-arylcyclopropylamines. This scaffold is common to numerous biological active compounds<sup>23</sup> and is present in drugs such as *Tranylcypromine* (antidepressant), *Ticagrelor* (platelet aggregation inhibitor) or candidates under clinical trials for the treatment of cancer and neurodegenerative diseases.<sup>23,24</sup> Due to the implication of fluorine atoms in the properties of bioactive compounds,<sup>25</sup> we targeted the enantioselective synthesis of a CF<sub>3</sub> analogue of a lysine-specific demethylase 1 (LSD1) inhibitor (Scheme 4). The amination of cyclopropylboronate **2a** with 3-(azidomethyl)-2-methoxypyridine (**7**) allowed us to obtain the trifluoromethyl analogue **8** of LSD1 inhibitor in a good yield.

#### Scheme 4. Preparation of a trifluoromethyl analog of LSD1 inhibitor.



<sup>a</sup>Reaction conditions: (a) BCl<sub>3</sub> (5.0 equiv, CH<sub>2</sub>Cl<sub>2</sub>, 25 °C, 1.5 h), then **7** (3.0 equiv, CH<sub>2</sub>Cl<sub>2</sub>, from 0 to 25 °C, 4 h), 55%.

In summary, we have developed a catalytic approach for the preparation of enantiomerically enriched 2-substituted-3-(trifluoromethyl)cyclopropylboronates by cyclopropanation of (*E*)-alkenyl boronates with trifluorodiazaoethane. This methodology is general for a variety of substrates, using commercially available copper catalyst and ligand. Valuable synthetic intermediates can be obtained by the functionalization of the C–B bond. This route provides straightforward access to enantioenriched 2-aryl-3-(trifluoromethyl)cyclopropylamines, a relevant scaffold in medicinal chemistry.

## ASSOCIATED CONTENT

### Supporting Information

The Supporting Information is available free of charge on the ACS Publications website.

Experimental procedures, characterization data, <sup>1</sup>H, <sup>13</sup>C, <sup>11</sup>B and <sup>19</sup>F NMR spectral data, HPLC, mass spectrometry data of new compounds and X-ray crystallographic data for **2i** and **2l** (PDF)

### Accession Codes

CCDC 2079480 and 2079481 contain the supplementary crystallographic data for this paper. These data can be obtained free of charge via [www.ccdc.cam.ac.uk/data\\_request/cif](http://www.ccdc.cam.ac.uk/data_request/cif), or by emailing [data\\_request@ccdc.cam.ac.uk](mailto:data_request@ccdc.cam.ac.uk), or by contacting The Cambridge Crystallographic Data Centre, 12 Union Road, Cambridge CB2 1EZ, UK; fax: +44 1223 336033.

## AUTHOR INFORMATION

### Corresponding Author

**Javier Carreras** - Universidad de Alcalá. Departamento de Química Orgánica y Química Inorgánica, Instituto de Investigación Química Andrés Manuel del Río (IQAR), Campus Científico-Tecnológico, Facultad de Farmacia. 28805 Alcalá de Henares, Madrid, Spain; Instituto Ramón y Cajal de Investigación Sanitaria (IRYCIS), Madrid 28034, Spain, ORCID: 0000-0002-1521-6758; E-mail: javier.carreras@uah.es

### Authors

**Julia Altarejos** - Universidad de Alcalá. Departamento de Química Orgánica y Química Inorgánica, Instituto de Investigación Química Andrés Manuel del Río (IQAR), Campus Científico-Tecnológico, Facultad de Farmacia. 28805 Alcalá de Henares, Madrid, Spain; Instituto Ramón y Cajal de Investigación Sanitaria (IRYCIS), Madrid 28034, Spain, ORCID: 0000-0002-2871-8597

**David Sucunza** - Universidad de Alcalá. Departamento de Química Orgánica y Química Inorgánica, Instituto de Investigación Química Andrés Manuel del Río (IQAR), Campus Científico-Tecnológico, Facultad de Farmacia. 28805 Alcalá de Henares, Madrid, Spain; Instituto Ramón y Cajal de Investigación Sanitaria (IRYCIS), Madrid 28034, Spain, ORCID: 0000-0002-3307-4204

**Juan J. Vaquero** - Universidad de Alcalá. Departamento de Química Orgánica y Química Inorgánica, Instituto de Investigación Química Andrés Manuel del Río (IQAR), Campus Científico-Tecnológico, Facultad de Farmacia. 28805 Alcalá de Henares, Madrid, Spain; Instituto Ramón y Cajal de Investigación Sanitaria (IRYCIS), Madrid 28034, Spain, ORCID: 0000-0002-3820-9673

### Notes

The authors declare no competing financial interest.

## ACKNOWLEDGMENT

We gratefully acknowledge MICINN (PID2019-105007GA-I00, CTQ2017-85263-R), Instituto de Salud Carlos III (FEDER funds, ISCIII RETIC REDINREN RD16/0009/0015), Comunidad de Madrid and Universidad de Alcalá (CM/JIN/2019-025, CCG19/CC-038) for financial support. We thank Dr. C. Golz, University of Göttingen, for the X-ray analyses of compounds **2i** and **2l**. We also thank Dr. Pedro Pérez and Dr. Ana Caballero, Universidad de Huelva, for fruitful discussions and Pilar Franco (Chiral Technologies) for HPLC advice. J. A. thank MEFP for a predoctoral contract.

## REFERENCES

- (1) For selected reviews, see: (a) Ebner, C.; Carreira, E. M. Cyclo-propanation Strategies in Recent Total Syntheses. *Chem. Rev.* 2017, 117, 11651–11679. (b) Časar, Z. Synthetic Approaches to Contemporary Drugs That Contain the Cyclopropyl Moie-ty. *Synthesis* 2020, 52, 1315–1345.
- (2) (a) Talele, T. T. The “Cyclopropyl Fragment” Is a Versatile Player That Frequently Appears in Preclinical/Clinical Drug Molecules. *J. Med. Chem.* 2016, 59, 8712–8756. (b) Bauer, M. R.; Fruscia, P. D.; Lucas, S. C. C.; Michaelides, I. N.; Nelson, J. E.; Storer, R. I.; Whitehurst, B. C. Put a Ring on It: Application of Small Aliphatic Rings in Medicinal Chemistry. *RSC Med. Chem.* 2021, 12, 448–471.
- (3) Wijeyeratne, Y. D.; Joshi, R.; Heptinstall, S. Ticagrelor: A P2Y12 Antagonist for Use in Acute Coronary Syndromes. *Expert Rev. Clin. Pharmacol.* 2012, 5, 257–269.
- (4) Hughes, D. L. Patent Review of Synthetic Routes and Crystal-line Forms of the CFTR-Modulator Drugs Ivacaftor, Lu-macaftor, Tezacaftor, and Elexacaftor. *Org. Process Res. Dev.* 2019, 23, 2302–2322.
- (5) Pellissier, H., Lattanzi, A. and Dalpozzo, R. Asymmetric Cyclo-propanation. In *Asymmetric Synthesis of Three-Membered Rings*; John Wiley & Sons, Ltd, 2017; pp 1–204.
- (6) For a selected reviews, see: (a) Decaens, J.; Couve-Bonnaire, S.; Charette, A. B.; Poisson, T.; Jubault, P. Synthesis of Fluoro-, Monofluoromethyl-, Difluoromethyl-, and Trifluoromethyl-Substituted Three-Membered Rings. *Chem. Eur. J.* 2021, 27, 2935–2962. For recent examples: (b) Cyr, P.; Flynn-Robitaille, J.; Boissarie, P.; Marinier, A. Mild and Diazo-Free Synthesis of Trifluoromethyl-Cyclopropanes Using Sul-

- fonium Ylides. *Org. Lett.* 2019, 21, 2265–2268. (c) Chen, G.-S.; Yan, X.-X.; Chen, S.-J.; Mao, X.-Y.; Li, Z.-D.; Liu, Y.-L. Diastereoselective Synthesis of 1,3-Diyne-Tethered Trifluoromethylcyclopropanes through a Sulfur Ylide Mediated Cyclopropanation/DBU-Mediated Epimerization Sequence. *J. Org. Chem.* 2020, 85, 6252–6260. (d) Chernykh, A. V.; Olifir, O. S.; Kuchkovska, Y. O.; Volochnyuk, D. M.; Yarmolchuk, V. S.; Grygorenko, O. O. Fluoroalkyl-Substituted Cyclopropane Derivatives: Synthesis and Physicochemical Properties. *J. Org. Chem.* 2020, 85, 12692–12702.
- (7) Meanwell, N. A. Fluorine and Fluorinated Motifs in the Design and Application of Bioisosteres for Drug Design. *J. Med. Chem.* 2018, 61, 5822–5880.
- (8) (a) Maux, P. L.; Juillard, S.; Simonneaux, G. Asymmetric Synthesis of Trifluoromethylphenyl Cyclopropanes Catalyzed by Chiral Metalloporphyrins. *Synthesis* 2006, 1701–1704. (b) Denton, J. R.; Sukumaran, D.; Davies, H. M. L. Enantioselective Synthesis of Trifluoromethyl-Substituted Cyclopropanes. *Org. Lett.* 2007, 9, 2625–2628. (c) Morandi, B.; Mariampillai, B.; Carreira, E. M. Enantioselective Cobalt-Catalyzed Preparation of Trifluoromethyl-Substituted Cyclopropanes. *Angew. Chem. Int. Ed.* 2011, 50, 1101–1104. (d) Tinoco, A.; Steck, V.; Tyagi, V.; Fasan, R. Highly Diastereo- and Enantioselective Synthesis of Trifluoromethyl-Substituted Cyclopropanes via Myoglobin-Catalyzed Transfer of Trifluoromethylcarbene. *J. Am. Chem. Soc.* 2017, 139, 5293–5296. (e) Kotozaki, M.; Chanthamath, S.; Fujii, T.; Shibatomi, K.; Iwasa, S. Highly Enantioselective Synthesis of Trifluoromethyl Cyclopropanes by Using Ru(II)–Pheox Catalysts. *Chem. Commun.* 2018, 54, 5110–5113. (f) Huang, W.-S.; Schlinquer, C.; Poisson, T.; Pannecoucke, X.; Charette, A. B.; Jubault, P. General Catalytic Enantioselective Access to Monohalomethyl and Trifluoromethyl Cyclopropanes. *Chem. Eur. J.* 2018, 24, 10339–10343. (g) Carminati, D. M.; Decaens, J.; Couve-Bonnaire, S.; Jubault, P.; Fasan, R. Biocatalytic Strategy for the Highly Stereoselective Synthesis of CHF<sub>2</sub>-Containing Trisubstituted Cyclopropanes. *Angew. Chem. Int. Ed.* 2021, 60, 7072–7076.
- (9) Martín-Heras, V.; Parra, A.; Tortosa, M. Cyclopropyl- and Cyclobutylboronates and -Silanes: A Stereoselective Approach. *Synthesis* 2018, 50, 470–484.
- (10) Sandford, C.; Aggarwal, V. K. Stereospecific Functionalizations and Transformations of Secondary and Tertiary Boronic Esters. *Chem. Commun.* 2017, 53, 5481–5494.
- (11) (a) Carreras, J.; Caballero, A.; Pérez, P. J. Enantio- and Diastereoselective Cyclopropanation of 1-Alkenylboronates: Synthesis of 1-Boryl-2,3-Disubstituted Cyclopropanes. *Angew. Chem. Int. Ed.* 2018, 57, 2334–2338 and references cited therein. (b) Sun, X.; Gu, P.; Qin, J.; Su, Y. Rhodium-Catalyzed Diastereo- and Enantioselective Cyclopropanation of  $\alpha$ -Boryl Styrenes. *Chem. Commun.* 2020, 56, 12379–12382.
- (12) (a) Ito, H.; Kosaka, Y.; Nonoyama, K.; Sasaki, Y.; Sawamura, M. Synthesis of Optically Active Boron–Silicon Bifunctional Cyclopropane Derivatives through Enantioselective Copper(I)-Catalyzed Reaction of Allylic Carbonates with a Diboron Derivative. *Angew. Chem. Int. Ed.* 2008, 47, 7424–7427. (b) Zhong, C.; Kunii, S.; Kosaka, Y.; Sawamura, M.; Ito, H. Enantioselective Synthesis of Trans-Aryl- and -Heteroaryl-Substituted Cyclopropylboronates by Copper(I)-Catalyzed Reactions of Allylic Phosphates with a Diboron Derivative. *J. Am. Chem. Soc.* 2010, 132, 11440–11442.
- (13) Amenós, L.; Trulli, L.; Nóvoa, L.; Parra, A.; Tortosa, M. Stereospecific Synthesis of  $\alpha$ -Hydroxy-Cyclopropylboronates from Allylic Epoxides. *Angew. Chem. Int. Ed.* 2019, 58, 3188–3192.
- (14) (a) Rubina, M.; Rubin, M.; Gevorgyan, V. Catalytic Enantioselective Hydroboration of Cyclopropenes. *J. Am. Chem. Soc.* 2003, 125, 7198–7199. (b) Tian, B.; Liu, Q.; Tong, X.; Tian, P.; Lin, G.-Q. Copper(I)-Catalyzed Enantioselective Hydroboration of Cyclopropenes: Facile Synthesis of Optically Active Cyclopropylboronates. *Org. Chem. Front.* 2014, 1, 1116–1122. (c) Parra, A.; Amenós, L.; Guisán-Ceinos, M.; López, A.; García Ruano, J. L.; Tortosa, M. Copper-Catalyzed Diastereo- and Enantioselective Desymmetrization of Cyclopropenes: Synthesis of Cyclopropylboronates. *J. Am. Chem. Soc.* 2014, 136, 15833–15836 and references cited therein.
- (15) Zimmer, L. E.; Charette, A. B. Enantioselective Synthesis of 1,2,3-Trisubstituted Cyclopropanes Using gem-Dizinc Reagents. *J. Am. Chem. Soc.* 2009, 131, 15624–15626.
- (16) Shi, Y.; Gao, Q.; Xu, S. Chiral Bidentate Boryl Ligand Enabled Iridium-Catalyzed Enantioselective C(sp<sup>3</sup>)-H Borylation of Cyclopropanes. *J. Am. Chem. Soc.* 2019, 141, 10599–10604.
- (17) (a) Duncton, M. A. J.; Ayala, L.; Kaub, C.; Janagani, S.; Edwards, W. T.; Orike, N.; Ramamoorthy, K.; Kincaid, J.; Kelly, M. G. Dibutyl 2-(Trifluoromethyl)cyclopropylboronate as a Useful (Trifluoromethyl)cyclopropyl Donor: Application to Antagonists of TRPV1. *Tetrahedron Lett.* 2010, 51, 1009–1011. (b) Duncton, M. A. J.; Singh, R. Synthesis of Trans-2-(Trifluoromethyl)cyclopropanes via Suzuki Reactions with an N-Methyliminodiacetic Acid Boronate. *Org. Lett.* 2013, 15, 4284–4287. (c)



- Hryschuk, O. V.; Yurov, Y.; Tymtsunik, A. V.; Kovtunenکو, V. O.; Komarov, I. V.; Grygorenko, O. O. Multi-gram Synthesis and C–C/C–N Couplings of Functionalized 1,2-Disubstituted Cyclopropyltrifluoroborates. *Adv. Synth. Catal.* 2019, 361, 5428–5439. (d) A chiral cyclopropyl PIDA boronate has been described in a patent: Duncton, M.; Burke, M. D. Cyclopropyl PIDA Boronate. US20130331585 A1, 2013.
- (18) Jonker, S. J. T.; Jayarajan, R.; Kireilis, T.; Deliaval, M.; Eriksson, L.; Szabó, K. J. Organocatalytic Synthesis of  $\alpha$ -Trifluoromethyl Allylboronic Acids by Enantioselective 1,2-Borotropic Mi-gration. *J. Am. Chem. Soc.* 2020, 142, 21254–21259.
- (19) CCDC 2079481 (2h) and CCDC 2079480 (2k) contain the supplementary crystallographic data. These data can be obtained free of charge from The Cambridge Crystallographic Data Centre.
- (20) Hinkes, S. P. A.; Klein, C. D. P. Virtues of Volatility: A Facile Transesterification Approach to Boronic Acids. *Org. Lett.* 2019, 21, 3048–3052.
- (21) Hupe, E.; Marek, I.; Knochel, P. Diastereoselective Reduction of Alkenylboronic Esters as a New Method for Controlling the Stereochemistry of up to Three Adjacent Centers in Cyclic and Acyclic Molecules. *Org. Lett.* 2002, 4, 2861–2863.
- (22) See reference 8e. For some racemic examples: (a) Mykhailiuk, P. K.; Afonin, S.; Ulrich, A. S.; Komarov, I. V. A Convenient Route to Trifluoromethyl-Substituted Cyclopropane Derivatives. *Synthesis* 2008, 1757–1760. (b) Yarmolchuk, V.; Bezdudny, A.; Tolmacheva, N.; Lukin, O.; Boyko, A.; Chekotylo, A.; Tolmachev, A.; Mykhailiuk, P. An Efficient and Safe Method for the Multigram Synthesis of Trans-2-(Trifluoromethyl)Cyclopropylamine Synthesis 2012, 44, 1152–1154 and references cited therein.
- (23) (a) Miyamura, S.; Itami, K.; Yamaguchi, J. Syntheses of Biologically Active 2-Arylcyclopropylamines. *Synthesis* 2017, 49, 1131–1149. For recent synthetic examples: (b) Miyamura, S.; Araki, M.; Suzuki, T.; Yamaguchi, J.; Itami, K. Stereodivergent Synthesis of Arylcyclopropylamines by Sequential C–H Borylation and Suzuki–Miyaura Coupling. *Angew. Chem. Int. Ed.* 2015, 54, 846–851. (c) Li, Z.; Zhang, M.; Zhang, Y.; Liu, S.; Zhao, J.; Zhang, Q. Multicomponent Cyclopropane Synthesis Enabled by Cu-Catalyzed Cyclopropene Carbometalation with Organoboron Reagent: Enantioselective Modular Access to Polysubstituted 2-Arylcyclopropylamines. *Org. Lett.* 2019, 21, 5432–5437.
- (24) (a) Hitchin, J. R.; Blagg, J.; Burke, R.; Burns, S.; Cockerill, M. J.; Fairweather, E. E.; Hutton, C.; Jordan, A. M.; McAndrew, C.; Mirza, A.; Mould, D.; Thomson, G. J.; Waddell, I.; Ogilvie, D. J. Development and Evaluation of Selective, Reversible LSD1 Inhibitors Derived from Fragments. *Med. Chem. Commun.* 2013, 4, 1513–1522. (b) Schulz-Fincke, J.; Hau, M.; Barth, J.; Robaa, D.; Willmann, D.; Kürner, A.; Haas, J.; Greve, G.; Haydn, T.; Fulda, S.; Lübbert, M.; Lüdeke, S.; Berg, T.; Sippl, W.; Schüle, R.; Jung, M. Structure-Activity Studies on N-Substituted Tranylcypromine Derivatives Lead to Selective Inhibitors of Lysine Specific Demethylase 1 (LSD1) and Potent Inducers of Leukemic Cell Differentiation. *Eur. J. Med. Chem.* 2018, 144, 52–67. (c) Herrlinger, E.-M.; Hau, M.; Redhaber, D. M.; Greve, G.; Willmann, D.; Steimle, S.; Müller, M.; Lübbert, M.; Miething, C. C.; Schüle, R.; Jung, M. Nitroreductase-Mediated Release of Inhibitors of Lysine-Specific Demethylase 1 (LSD1) from Prodrugs in Transfected Acute Myeloid Leukaemia Cells. *ChemBioChem* 2020, 21, 2329–2347.
- (25) Monofluorinated tranylcypromine analogues have been previously studied: Borrello, M. T.; Schinor, B.; Bartels, K.; Ben-elkebir, H.; Pereira, S.; Al-Jamal, W. T.; Douglas, L.; Duriez, P. J.; Packham, G.; Haufe, G.; Ganesan, A. Fluorinated Tranylcypromine Analogues as Inhibitors of Lysine-Specific Demethylase 1 (LSD1, KDM1A). *Bioorg. Med. Chem. Lett.* 2017, 27, 2099–2101.