

New Route to Pyrido[1,2-*b*]pyridazinium Inner Salts. Evidence of a 1,3-Dipolar Cycloaddition-Ring Expansion Process

Jesús Valenciano, Ana M. Cuadro, Juan J. Vaquero and
Julio Alvarez-Builla*

*Departamento de Química Orgánica. Universidad de Alcalá.
28871-Alcalá de Henares, Madrid. Spain*

Received 4 August 1998; revised 2 October 1998; accepted 10 November 1998

Abstract:

2-Alkoxy-carbonylpyridinium N-aminides behave as 1,3-dipoles when reacted with Michael acceptors, giving rise to the corresponding cycloadducts which, depending on their regioisomeric nature, subsequently undergo a ring expansion to give pyrido[1,2-*b*]pyridazinium inner salts. © 1999 Elsevier Science Ltd. All rights reserved.

Keywords: N-aminides; betaines; rearrangement; 1,3/1,4-dipoles

The heterocyclic mesomeric betaines [1] **1** are well established versatile 1,3-dipoles, which allows them to take part in 1,3-dipolar cycloaddition reactions [2]. 2-Alkyl and 2-amino substituted structures **2** have the potential to function as 1,4-dinucleophiles via deprotonation and are capable of reacting with 1,2-dicarbonyl compounds (Westphal reaction) [3] to give a variety of azonia derivatives possessing a quaternary bridgehead nitrogen [4-11]. By contrast, with the exception of a few examples [12-15] relatively less attention has been paid to the possibility of using ylides **3** as 1,4-nucleophile-electrophiles (Fig. 1).

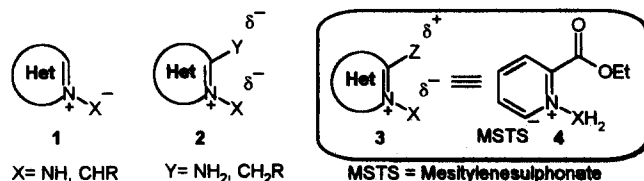
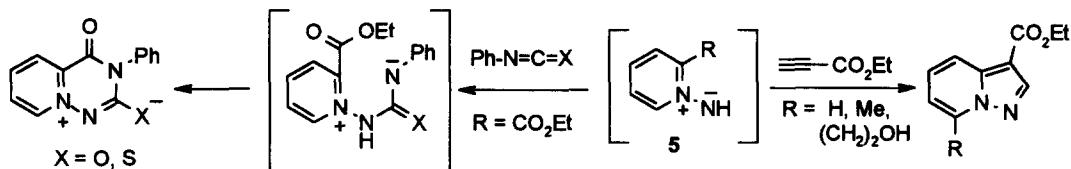


Fig. 1

With regard to the reactivity of **3**, we reported in a previous paper [16] a few examples of the 1,4-nucleophile-electrophile character of 2-ethoxycarbonyl azinium salts **4** which, on reaction with isocyanates and isothiocyanates gave rise to new conjugated mesomeric betaines

in a [4+2] cyclocondensation process. It has also been reported however, that the N-aminides **5**, behave as 1,3-dipoles when reacted with ethyl propiolate to afford the corresponding cycloadducts [17] (Scheme 1).



Scheme 1

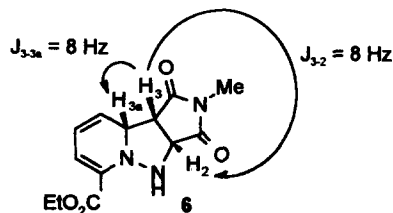
This apparent dual role, prompted us to explore the reactivity of **4** with different olefinic dipolarophiles in order to gain insight into its behaviour. Initially we reacted N-methylmaleimide with **4** ($X=N$) in CH_2Cl_2 , in the presence of *N*-diisopropylethylamine (Hünig's base) and we obtained, after consumption of **4** (2 h, r.t.), a mixture of the cycloadducts **6** and **7** in 84% yield (2:3 ratio), along with traces of the heterobetaine **8**. Surprisingly, after 48 h reflux, the cyclocondensation product **8** was obtained as the major component (49%), accompanied by minor amounts of the cycloadduct **6** (16%), as evidenced by ^1H NMR.

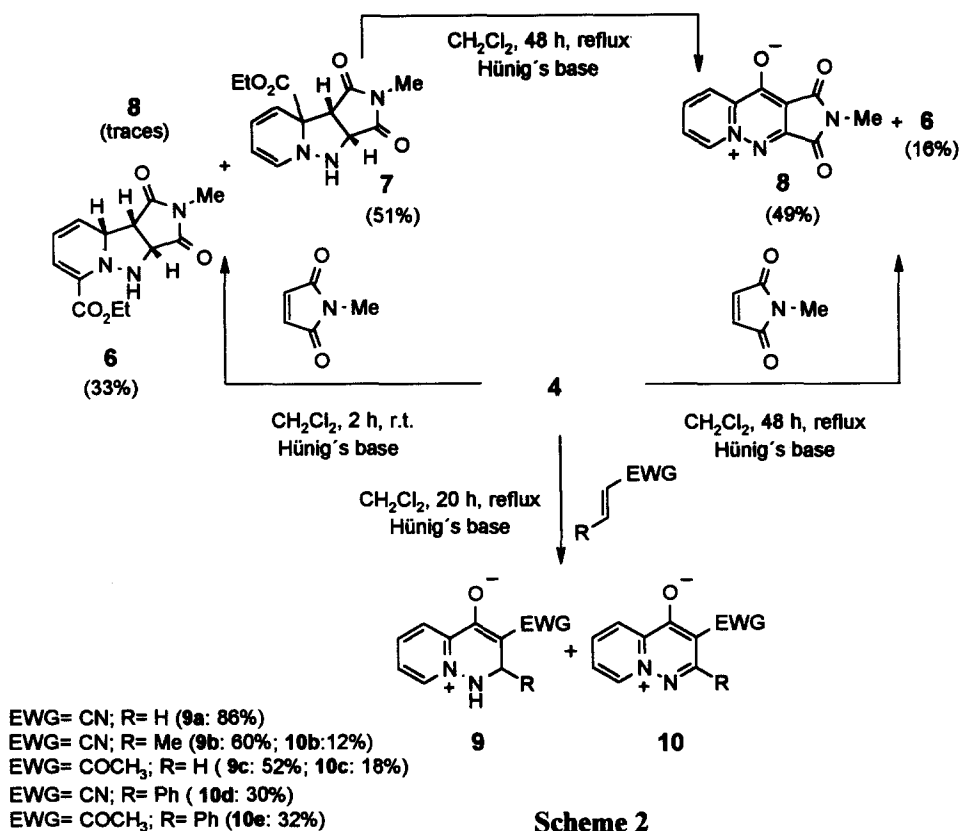
During attempts to characterize **7**, bidimensional t.l.c. experiments (silica gel, EtOAc/MeOH) revealed that the cycloadduct **7** was easily transformed into the heterobetaine **8**. Furthermore, when **7** was isolated and heated in CH_2Cl_2 the heterobetaine **8** was also formed. However, under the same conditions the cycloadduct **6** extensively decomposes.

When unsymmetrical dipolarophiles were used an analogous behaviour was found, thus reaction of **4** with acrylonitrile afforded the heterobetaine **9a** as the only isolated product (86%) when the reaction was refluxed for 20 h. After the initial 15 min., t.l.c. showed the reaction mixture to contain adducts similar to **6** and **7**, together with **9a**. With longer periods, one of the cycloadducts (highest R_f , analogous to **7**) was seen to be transformed into **9a** as observed by bidimensional t.l.c. (silica gel, hexane: EtOAc, 1:1/ MeOH).

The scope of the process was tested with different Michael acceptors (Scheme 2) giving rise to mixtures of dihydroderivatives **9** and the fully aromatic compounds **10**. Furthermore, heterobetaines **9** were extensively transformed to **10** after 3 h reflux in CH_3CN .

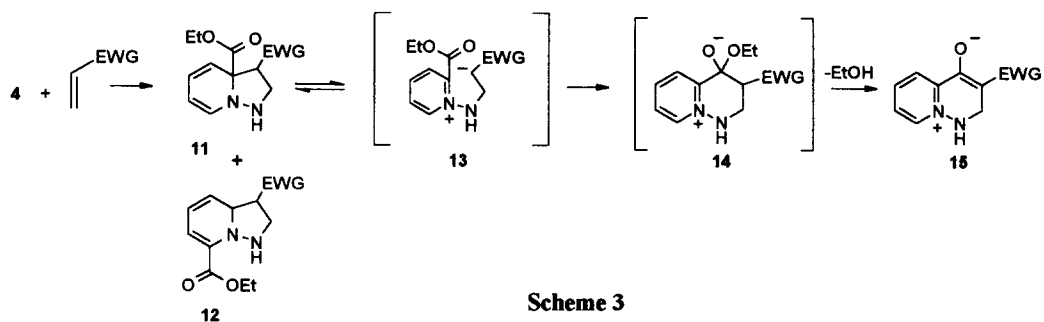
¹The assigned structure of the major regioisomer **7** was established by ^1H NMR data on the basis of chemical shifts of the dihydropyridine moiety which show well-resolved signals for $\text{H}_4\text{-H}_7$. Similarly, the structure of the cycloadduct **6** derived from ^1H NMR was identified as the *endo*-cycloadduct. Coupling constants between H_3 and H_{3a} (8 Hz) as well as H_3 and H_2 (8 Hz) are consistent with a *cis* disposition for these hydrogens. Full characterisation of **6** and **7** was unambiguously established by irradiation of the protons.





To our knowledge, this is the first evidence of a cycloadduct ring expansion process, leading to the formation of conjugated mesomeric betaines. No doubt, the steric hindrance of the regioisomer **11** would favour rearrangement to the more stable system **15**, through a ring-opening process in which the dihydropyridine moiety regains aromaticity. Although the evolution of regioisomer **12**, is less clear, cycloreversion, oxidation or N-N bond cleavage should be involved [18].

²**General Procedure for the Preparation of Heterobetaines.** To a solution of the salt **4** (1 mmol) and the corresponding olefinic compound (1.1 mmol) in dry CH₂Cl₂ (10 mL), N-ethyldiisopropylamine (2 mmol) was added dropwise. After refluxing the reaction mixture for 48 h or 20 h, **8** and **9** were isolated by filtration and **10** were purified by chromatography (silica gel, acetone or acetone : EtOAc) from the filtrate. All new compounds described have satisfactory spectral and analytical data. For the compound **8**: mp >300 °C (DMF); IR (KBr) 1710, 1617, 1589, 1537, 1437, 1375 cm⁻¹; ¹H NMR (DMSO-*d*₆, 300 MHz) 9.39 (d, 1H, *J* = 6.6 Hz), 8.71 (d, 1H, *J* = 7.7 Hz), 8.42 (t, 1H, *J* = 7.7 Hz), 8.19-8.11 (m, 1H), 2.98 (s, 3H); ¹³C NMR (DMSO-*d*₆, 50 MHz) 165.2, 164.8, 161.1, 154.5, 147.6, 146.8, 142.3, 139.4, 127.4, 124.4, 23.5; MS (*m/z*) 229 (M⁺, 55), 106 (55), 78 (100). Anal. Calcd for C₁₁H₇N₃O₄: C, 57.65; H, 3.08; N, 18.33. Found: C, 57.59; H, 3.29; N, 17.98.



A theoretical study to establish whether the reaction pathway from the cycloadduct **11** to the heterobetaine **15** involves the intermediate **13** (Scheme 3), as was the case for the reaction of **4** with heterocumulenes, or proceeds throughout a concerted mechanism, is under investigation using *ab initio* techniques and the results will be the subject of a future report.

Acknowledgements.

We wish to express our thanks to the Comisión Interministerial de Ciencia y Tecnología (CICYT, project PM97-004) and to the Ministerio de Educación y Ciencia for a grant to one of us (J.V.M).

References

- [1] Ollis WD, Stanforth SP. *Tetrahedron*. 1985;41:2239-2329.
- [2] Padwa A. in: *1,3-Dipolar Cycloaddition Chemistry*, vol 2, eds. Taylor EC, Weissberger A. New York: John Wiley, 1984.
- [3] Westphal, O; Jahn, K; Heffe, WE. *Arch. Pharm.* 1961;294:37-45.
- [4] Matia MP, Garcia-Navio JL, Vaquero JJ, Alvarez-Builla J. *J. Heterocyclic Chem.* 1990;27:661-665.
- [5] Matia MP, Ezquerro J, Sanchez-Ferrando F, Garcia-Navio JL, Vaquero JJ, Alvarez-Builla J. *Tetrahedron*. 1991;47:7329-7342.
- [6] Matia MP, Ezquerro J, Garcia-Navio JL, Vaquero JJ, Alvarez-Builla J. *Tetrahedron Lett.* 1991;32:7575-7578.
- [7] Hajós G, Messmer A, Bátor S, Riedl Z. *Bull. Soc. Chem. Belg.* 1992;101:597-607.
- [8] Hajós G, Riedl Z, Gács-Baitz E, Messmer A. *Tetrahedron*. 1992;48:8459-8464.
- [9] Matia MP, Garcia-Navio JL, Vaquero JJ, Alvarez-Builla J. *Liebigs Ann. Chem.* 1992:777-779.
- [10] Santiesteban I, Siro JG, Vaquero JJ, Garcia-Navio JL, Alvarez-Builla J, Castaño O. *J. Org. Chem.* 1995;60:5667-5672.
- [11] Diaz A, Matia MP, Garcia-Navio JL, Vaquero JJ, Alvarez-Builla J. *J. Org. Chem.* 1994;59:8294-8296.
- [12] Bátor S, Juhász-Riedl Zs, Sandor P, Messmer A. *J. Heterocyclic Chem.* 1986;23:375-380.
- [13] Bátor S, Messmer A. *J. Heterocyclic Chem.* 1988;25:437-444.
- [14] Bátor S, Hajós G, Sándor P, Messmer A. *J. Org. Chem.* 1989;54:3062-3068.
- [15] Bátor S, Messmer A. *J. Heterocyclic Chem.* 1990;27:1673-1680.
- [16] Cuadro AM, Valenciano J, Vaquero JJ, Garcia-Navio JL, Alvarez-Builla J. *Tetrahedron*. 1993;49:3185-3192.
- [17] Boekelheide V, Feddoruk N. *J. Org. Chem.* 1968;33:2062-2064.
- [18] Katritzky AR, Lam JN. *Heterocycles*. 1992;33:1011-1049.